

# Lt. Col. Mehar Little Angels Sr. Sec. School

## Holidays Homework (2024-2025)

### Summer Holiday Homework

#### Class – K.G.

Holidays are the best time of the year

Time to shout, clap and cheer!

Jump about and lots of fun,

Enjoy treats in tons and tons!

Plan a trip, go around, and explore,

Be it mountains or the sea shore!

Try cool recipes with your parents,

Experiments and projects to be done by you!

**Dear Parents,**

Summer Vacation! A long time to rejoice and recreate for all children. It is an appropriate period when the parents spend quality time with their children and try to discover their hidden potential, to realize their talents and raise their self-esteem.

To make summer break more interesting, meaningful, and full of fun while still doing your favorite things, here is a summer vacation activity-based homework.

Fun Activities

Activity no- 1

Family that stays together eats together -Have at least two meals together with your children. Teach them the importance of the hard work done by farmers and ask them not to waste food. Children learn dignity of labor from such activity.



## Activity no-2

### Movie Time

Movies are a one of a source of entertainment as well as learning. Watch movies like Matilda/ Baby's Day out/ Stuart Little etc. Encourage your child to speak about the characters in English.

Activity no-3 – Encourage your child to raise a kitchen garden by planting seeds. Knowledge about plants and trees are an integral part of your child's growing up.



## Activity no -4

### World Environment Day

World Environment Day is on 5<sup>th</sup> June 2024. Help your ward in planting a sapling and water it daily.

## Activity no -5

### Father's Day-

#### "Bake -a-cake"

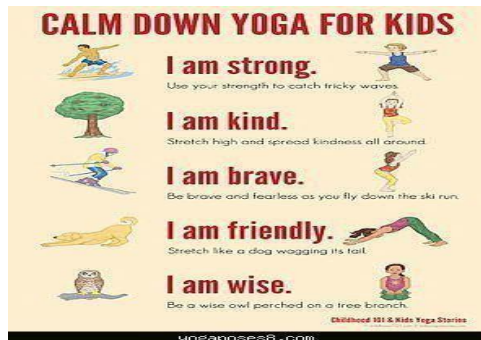
A Father is someone who holds you when you cry, scolds you when you break any rule, shines with pride when you succeed and has faith in you. A father is someone you look up to, no matter how tall you grow. Thanks, your dad, for being your biggest cheerleader, mentor, and rock. Kindly help your ward to bake a cake on Father's Day which is on 16<sup>th</sup> June 2024. Make a short video and share it with the class teacher.



## Activity no-6

### Fun Yoga Activity

International Yoga Day is on 21<sup>st</sup> June 2024. Encourage your child to perform the following fun -loving postures for self -acceptance, development of healthy habits, remain focused. Make a short video of your ward and share the same with the class teacher.



## Activity no-7

### My summer memories

During the summer holidays plan out and create a beautiful scrap book of "My Summer Memories"

### Photographs

\*Tickets of bus/train/Airplane

## Activity no-8

### Conversation time

Encourage your child to speak in English

\*How are you? I am fine, Thankyou

I am thirsty, please quench my thirst.

I am hungry, please give me something to eat.

\*I have accomplished my work/food.

Please open/close my water bottle/lunchbox.

\*Please switch on/off the light/fan

## **Developing fine Motor Skills**

To develop fine motor skills. Let your child indulge in some activities like

- \* Clay modelling (make any 10 objects and send them to your Class Teacher)
- \* Folding clothes
- \* Paper tearing and pasting
- \* Tying of shoelaces
- \* Buttoning and unbuttoning

## **PROJECTS**

**K.G. JASMINE**

Roll no 1-10 Make a beautiful collage on summer season. 🌞 - 🌊 \*

Roll no 11-20

Make a beautiful flash card on rainy season. 🌧️ Roll  
no 21-30

Make a beautiful 3d craft on winter season. ❄️

**K.G. TULIP**

**Theme- Means of Transport**

**Make beautiful 3d cutout and flash cards size (15 by 15 inches)**

**Roll no- 1-10 - Land Transport**

**Roll no- 11-20- Air Transport**

**Roll no- 21-28- Water Transport**

**Kindly help your ward to make their own table mat on an A4 size sheet and get it laminated. Kindly refer the you tube link and reference picture.**

<https://youtu.be/OpM3lKs6rHU?si=X8ykyCFGeXf91Miz>




ROLL 1-10

**Make a sight words pop.**

**Reference picture and all material are given.**

**Materials Required:-**

- A4 size pastel sheet
- Cut out of Popcorn tub
- Cut outs of Pops



**Instructions**

- Cut a popcorn tub from a colourful sheet and paste it on the A4 size pastel sheet of any bright colour.
- Cut the pops of yellow coloured sheet, write the sight words or take a print out of the same and paste it as shown in the given picture.
- Sight words to be mentioned on pops are-**he, she, his, her, this, that, my, me, you, i, was, were, has, have, had, they etc.**
- Train your child to use **blunt scissors** and encourage them to do the cutting work on their own. This will develop their fine motor skills and will improve their eye hand coordination.
- Decorate the sheet with a colourful border.
- Paste a passport size photograph of the child on the cut out of popcorn tub. Write name, class, section and get the table mat laminated.

ROLL NO 11-20

**Make your own table mat. Paste pictures fruits and vegetables on an A4 size sheet and get it laminated**



**Reference picture and YouTube link is given.**

<https://youtu.be/ndOPLFOPZOE?si=BZs1GoPqIQMTLSw4>

ROLL NO 21-30

**Make a wind chime with different shapes.**

**Reference picture and YouTube link is given.**



<https://youtu.be/F5bNCUNMt1U?si=GaHxpRo7nT5rVS4R>

## **K.G. SUNFLOWER**

Roll no. 1-10 Make a beautiful flash card on farm animals. (15 by 15 inches)

Roll no. 11-20 Make a beautiful face mask on wild animal. . (15 by 15 inches)

Roll no. 21-30 Make a beautiful Aquarium

### **Reading Assignment**

#### **English:**

Reading and recognition of Vowel “a” and “e” words pages- 2 ,3,10,15

#### **Hindi: -**

Reading and recognition of “Swar” and” Vyanjan” pages no-5 -22

#### **E.V.S: -**

Reading and recognition of topics- My Self, Body Parts, Family, My Home, Vegetables, Fruits, Good Habits, and Good Manners.

### **Written Assignment**

English Capital Letters- pages no- 47 -72.

Kindly takeout the printouts of the given PDF and help your ward to complete them neatly.

### **NOTE-**

**\*Summer Vacation starts from 11<sup>th</sup> May 2024 i.e. Saturday.**

**\*The school will reopen on 1<sup>st</sup> July 2024 i.e. Monday.**

**\*Kindly compile the Holiday’s Homework in a beautiful handmade folder.**

**Prepare your ward for the following competitions-**


- 1. Self-Introduction Competition**
- 2. English Rhyme Recitation**

# Lt. Col. Mehar Little Angels Sr. Sec. School


Date- \_\_\_\_\_

Name- \_\_\_\_\_

## FIND A WORD



cat



van




jam



pan

j	s	a	d	p
v	a	l	r	a
a	p	a	z	n
n	e	b	a	g
t	m	s	c	o
b	f	c	a	t
a	q	i	s	n
t	g	d	a	h
k	j	a	m	l
c	a	p	y	b




bag



cap



sad



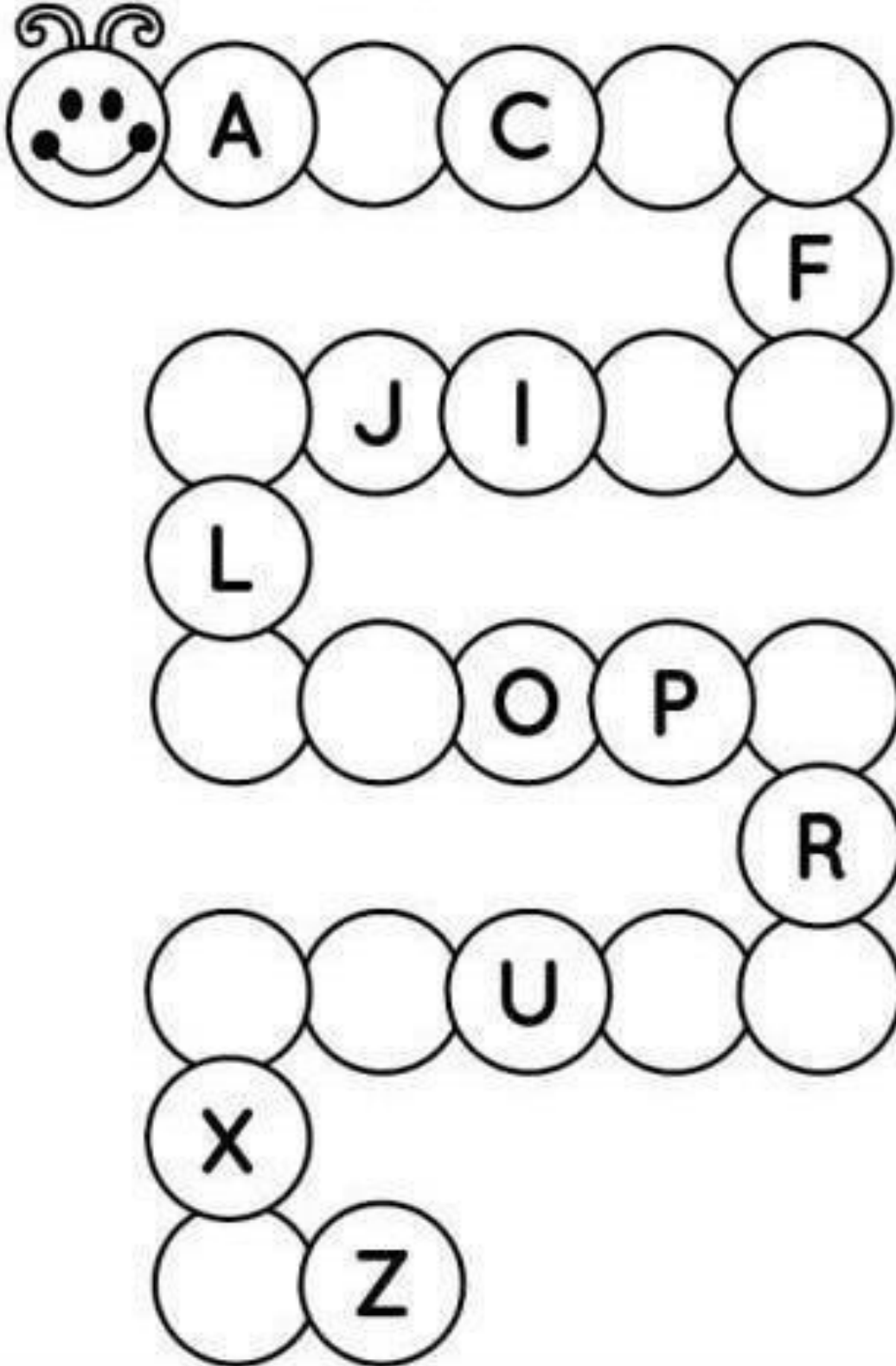
bat

# Lt. Col. Mehar Little Angels Sr. Sec. School

Date- \_\_\_\_\_

Name- \_\_\_\_\_

Fill in the Missing Uppercase Letters










# Lt. Col. Mehar Little Angels Sr. Sec. School

Date- \_\_\_\_\_

Name- \_\_\_\_\_

Write the first letter of each picture



# Lt. Col. Mehar Little Angels Sr. Sec. School

Date- \_\_\_\_\_

Name- \_\_\_\_\_

Trace the pattern



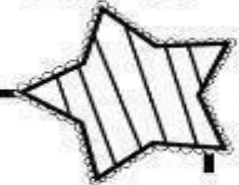
# Lt. Col. Mehar Little Angels Sr. Sec. School

Date- \_\_\_\_\_


Name- \_\_\_\_\_

## ALL ABOUT ME!

My name is \_\_\_\_\_



I am \_\_\_\_\_



My name starts with \_\_\_\_\_

\_\_\_\_\_ years old

My favorite color is \_\_\_\_\_



I am a...

boy

girl



# Lt. Col. Mehar Little Angels Sr. Sec. School

Date- \_\_\_\_\_

Name- \_\_\_\_\_

Colour the picture beautifully.



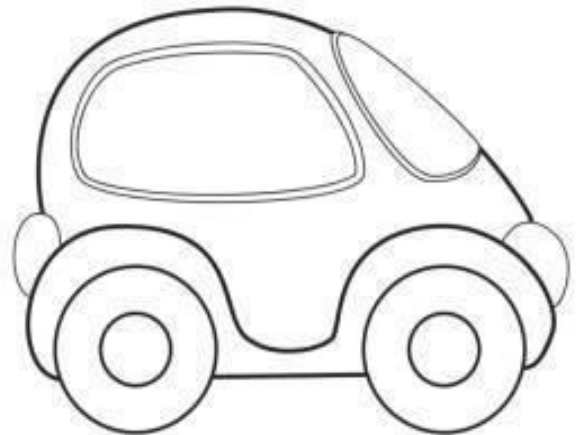


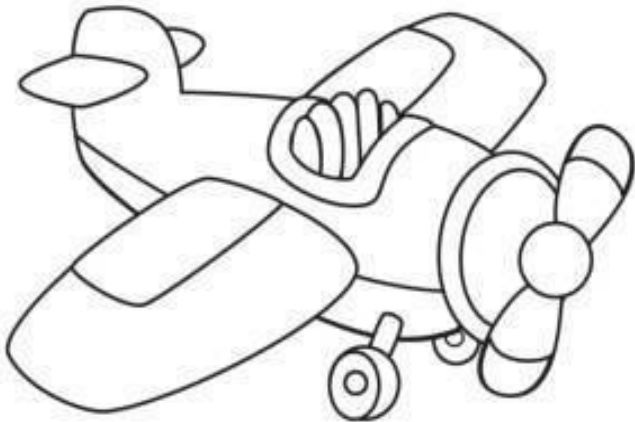


# Lt. Col. Mehar Little Angels Sr. Sec. School

Date- \_\_\_\_\_

Name- \_\_\_\_\_

Colour and recognise the Means of Transport.

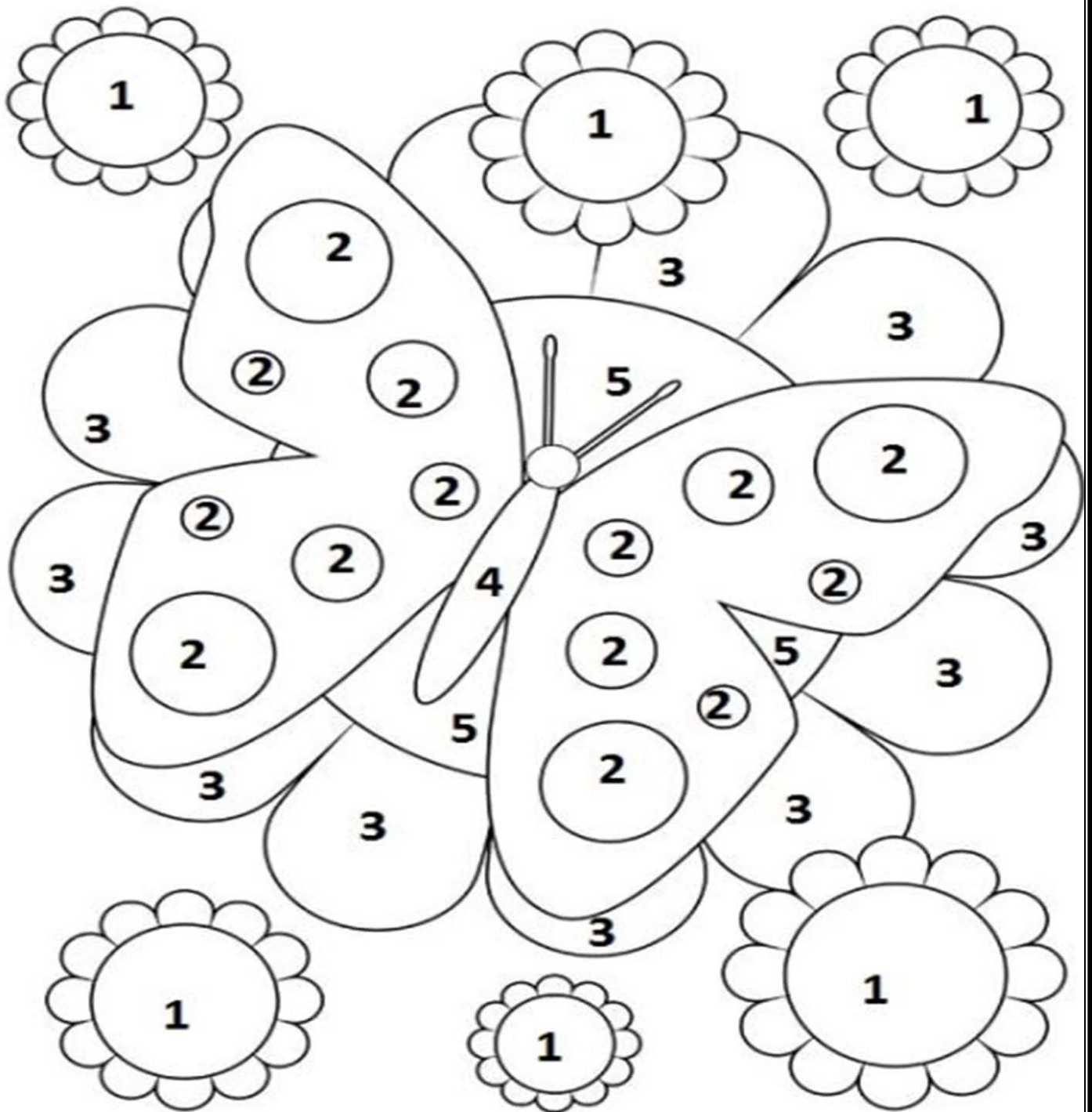


# Lt. Col. Mehar Little Angels Sr. Sec. School

Date- \_\_\_\_\_

Name- \_\_\_\_\_

Follow the colour code and colour the picture



**1-yellow    2-red    3-green    4-gray    5-blue**

# Lt. Col. Mehar Little Angels Sr. Sec. School

Date- \_\_\_\_\_

Name- \_\_\_\_\_

Colour the picture and follow these magical words



# Lt. Col. Mehar Little Angels Sr. Sec. School

Date- \_\_\_\_\_

Name- \_\_\_\_\_

Write each missing number.

1		3		5			8
9		11		13			16
17		19		21			24
25		27		29			32
33		35		37			40
41		43		45			48
			49	50			



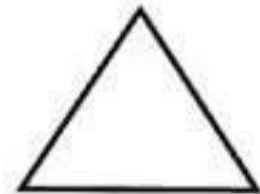
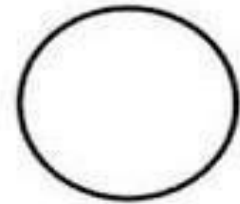
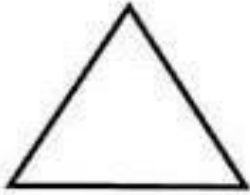


# Lt. Col. Mehar Little Angels Sr. Sec. School

Date- \_\_\_\_\_

Name- \_\_\_\_\_

Match the shape with correct shape and colour them to make them beautiful.




Date- \_\_\_\_\_


Name- \_\_\_\_\_

# Count and Color


8



6



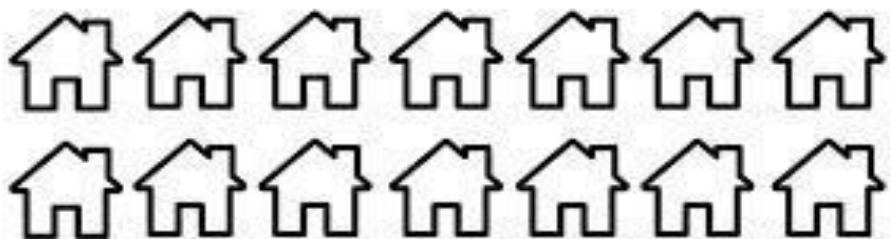
9



7



10





















# Lt. Col. Mehar Little Angels Sr. Sec. School

Date: \_\_\_\_\_

Name: \_\_\_\_\_

A large handwriting practice grid consisting of 28 rows and 5 columns. Each row is a set of four horizontal lines (top, middle, bottom, and baseline). In the first column of the first five rows, a cursive lowercase letter 'e' is written on the top line. The rest of the grid is blank for practice.









