

Lt. Col. Mehar Little Angels Sr. Sec. School

SUMMER HOLIDAY HOMEWORK

CLASS V

Dear students,

IT'S SUMMER TIME AGAIN!

Everyone looks forward for Summer because of:

S - song of the cuckoo

U - under the trees in the park

M – my friends coming over to my house

M- many days at the beach

E- everyone loves summer vacation

R- ready for the next school year

Definitely it is FUNTIME but you must find SOMETIME to practise various subjects. Holiday Homework is important to keep you in touch with your studies.

General Instructions:

- Mention your name, class, subject and make separate folders for each subject.
- Use your creativity and imagination wherever required.
- Submit your holiday homework when the school re-opens.

ENGLISH

Read Lesson 1 and 2 of English Reader. Learn all the difficult words, words/meanings and questions/answers also.

- 1) Read any English story or novel and write the summary of it in your own words, Draw the picture of your favourite character and write few lines on him/her. Draw and colour the cover page also. (on A/4 sized sheet). Here is a list of books you'll enjoy reading: **The Blue Umbrella by Ruskin Bond, Swami and Friends by R.K. Narayan, Enid Blyton Series** or any other book of your choice.
 - 2) Make a poster highlighting the “ **Importance of Eating Healthy Food.**”(On A3 sized sheet)
 - 3) Write a letter to your best friend telling him or her about the importance of **Yoga** or **Pranayam.** (On A/4 sized sheet. Paste or draw pictures also.)
 - 4) Make a chart on **Parts of Speech** with examples. (on a chart or A/3 sized sheet.)
-

हिंदी

- 'प्रकृति' या 'देशभक्ति' से संबंधित कविताएँ पढ़िए तथा अपनी मनपसंद कविता ए-3 शीट पर चित्र सहित लिखिए।
- परियोजना कार्य - भारतवर्ष की किन्हीं पाँच महिला खिलाड़ियों के बारे में जानकारी एकत्रित कीजिए और चित्र सहित ए-4 शीट्स पर लिखिए।
- शरीर के अंगों से संबंधित दस मुहावरे अर्थ सहित ए-3 शीट पर लिखिए।
- अकबर-बीरबल की कहानियाँ पढ़िए तथा कोई एक कहानी हाव-भाव सहित अपने मित्र या भाई-बहन को अवश्य सुनाइए।
- हमारे रोज़मर्रा के जीवन में कुछ-न-कुछ ऐसा घटता रहता है, जो विशेष होता है। आप भी एक डायरी बनाइए और प्रत्येक रविवार को सप्ताह भर में होने वाली विशेष घटनाओं के बारे में लिखिए।
- 'सोन चिरैया' हिंदी पाठमाला तथा 'व्याकरण पुष्प' पुस्तक के कक्षा में अब तक कराए गए पाठ अभ्यास सहित दोहराइए।

MATHEMATICS

I. Revise Chapters-1,2.

II. Learn tables 2 to 20.

III. **PROJECT:**

Topic: Our Right to Vote

The power to vote for your country is an important part of a democratic country. An Indian can vote only if he/she is 18 +. While many are eligible to cast vote, few are enthusiastic about it. Given below is the number of voters eligible to vote in India.

Read the table carefully and answer the questions that follow:

(Use A-4 ruled coloured sheets, coloured pens. Make its cover page : containing- Name, Class, Roll No, Subject, Topic). Tag all the sheets together.

OUR RIGHT TO VOTE		
S.NO.	CATEGORY	NUMBER OF ELECTORS
1.	Male Electors	497231994
2.	Female Electors	471541888
3.	Third Gender Electors	48044
4.	People with Disabilities (PwD)	8835449
5.	Overseas Electors	118429
6.	Service Electors	1908194
7.	Electors in 18-19 years age group	18481610
8.	Electors in 20-29 years age group	197437160

1. Put commas, write all the numbers in words in both Indian and International Place Value System.
2. Arrange them in ascending order.
3. How many more male electors are there than female electors?

4. How many electors are in the age group (18-29) years?
5. Write the successor of number of PwD electors.
6. Write the number of 'Overseas electors' in expanded form.
7. Find the difference of place values of two 9's in the 'Service Electors' number.
8. How many total electors are there? (Hint: Male+Female+Third gender)

IV. SUBJECT ENRICHMENT ACTIVITIES:

(Use A-3 size coloured sheets, coloured marker pens, decorative material and be creative.)

1. Vedic Maths Tricks: Write any two Vedic Maths tricks.
2. Energy Conservation: Prepare a calendar for the month as per your Roll number and write the small steps that you can take each day to conserve energy at home. (a sample has been given)

Roll Nos 1 to 5 June 2024

Roll Nos 6 to 10 July 2024

Roll Nos 11 to 15 August 2024

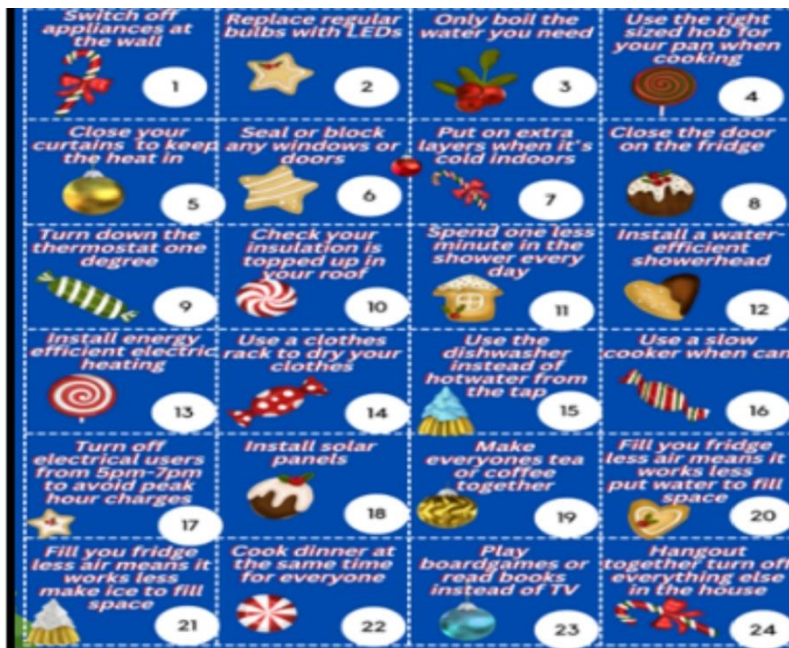
Roll Nos 16 to 20 September 2024

Roll Nos 21 to 25 October 2024

Roll Nos 26 to 30 November 2024

Roll Nos 31 to 40 December 2024

Sample for calendar-



EVS

*Read Lessons -1 to 4. Revise book exercises and copy work related to these lessons. Practice the diagrams done in the classwork copy .

*Do the worksheet given at the end .Take its print out and write answers in it.

*Creative Work

First aid is the first help given to an injured or a sick person . Make a creative chart using A-3 size sheet showing the first aid to be given in these case of accidents-treating a burn, cut by

sharp object, bleeding nose, insect bite and sprain. (Refer to page no-40,41 of your book) Draw or paste related pictures to make it presentable and attractive.

GK

1. Write a total of 30 facts on EVS and Science.
2. Make a chart showing healthy habits
3. Make a scrapbook showing different wild animals

COMPUTER

1. Create a document in MS Word on Artificial Intelligence (10 lines) and apply the changes.
 - a. Highlight and change text colour of the title.
 - b. Align the title in centre
 - c. At the end of your document write your name and underline it, write your class and use superscript on it.
2. Make a poster of generation of computer and paste the picture of different generation of computers. (Reference:- Google, Textbook)
3. Make a poster of shortcut keys of MS Word. (Reference from Textbook)
4. Learn and Revise Chapter-4 – Formatting feature in Ms Word 2016.

ART

1. Draw a Landscape with water colours on A3 size sheet.
2. Make a "Planter" from waste material.


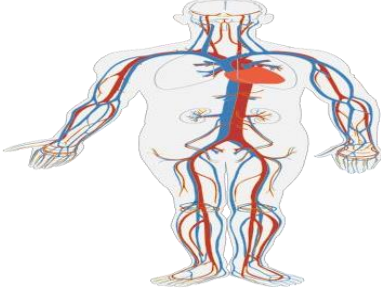
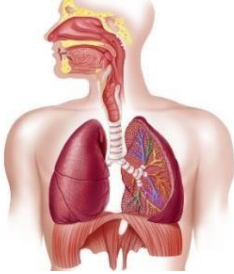
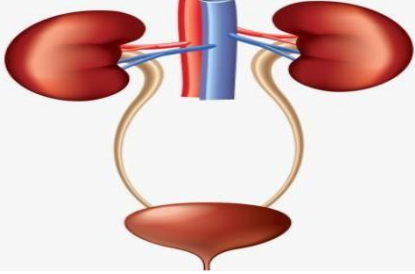
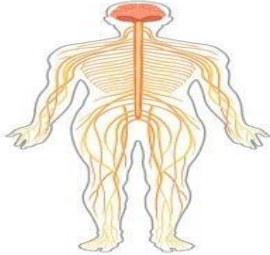
SKILL EDUCATION

1. Prepare a hand- made poster on healthy eating habits food.
2. Prepare a leaflet on exotic fruits and vegetables.

WORKSHEET

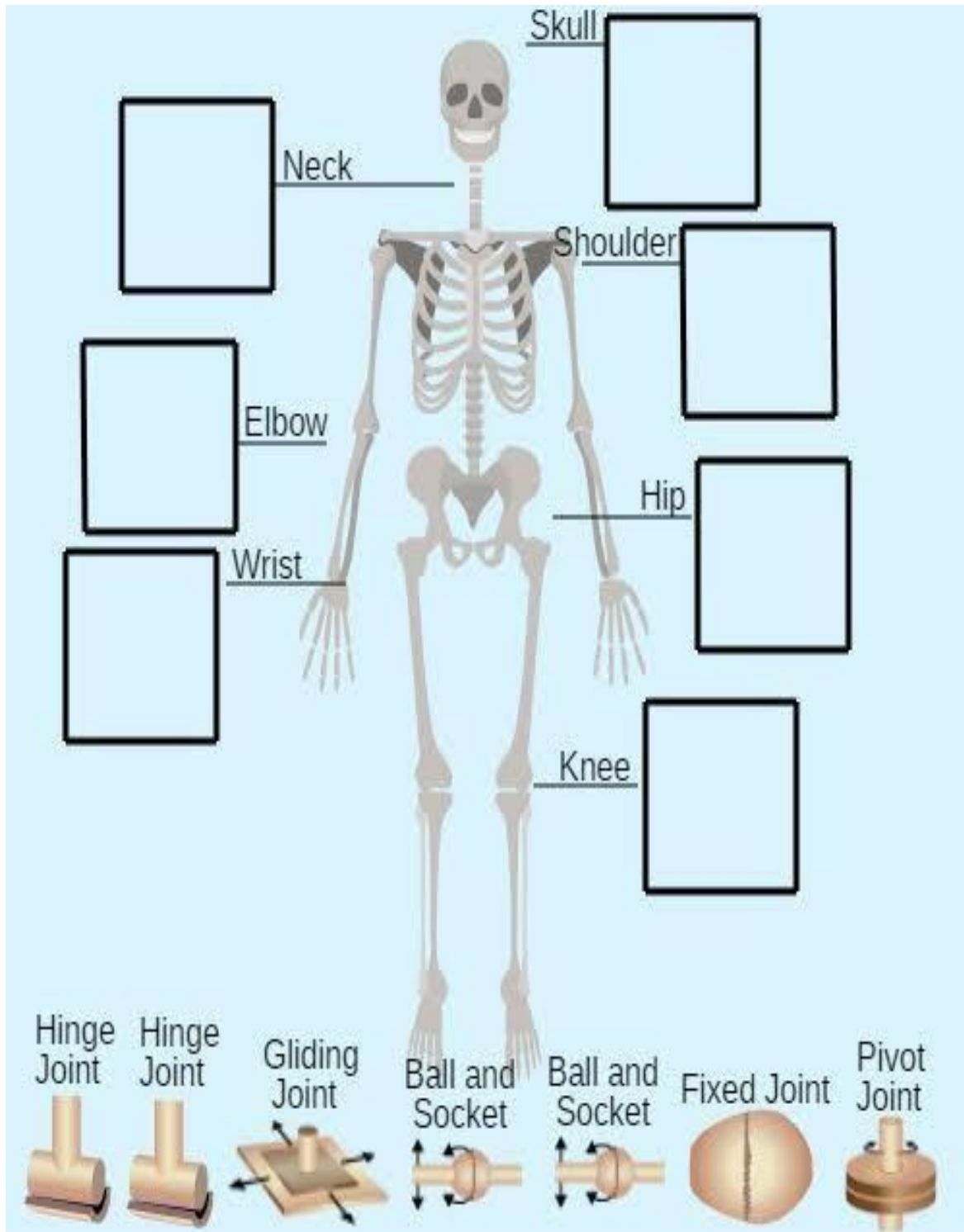
EVS

1. Complete the table-

ORGAN SYSTEM	ORGANS OF THE SYSTEM	FUNCTIONS OF THE SYSTEM
		
		
		
		
		

2. Label the following in the given figure-

- a) Spinal cord
- b) Rib cage
- c) Longest bone
- d) Joints present in body



3. The answer to the clues are hidden in the word grid. Circle them.

- a) _____ is a communicable disease and is spread by a mosquito.
- b) The germs that cannot be seen are called _____.
- c) Diseases which can be transmitted from one person to another are called _____ diseases.
- d) _____ develops immunity against diseases.
- e) Severe loss of water leads to _____.

D	X	J	M	N	A	S	F	F	F	G	H	T
E	T	O	A	A	C	H	G	F	W	S	G	F
H	P	I	L	S	X	E	S	D	G	V	R	V
Y	U	N	A	S	V	A	C	C	I	N	E	R
D	I	V	R	R	U	R	R	V	W	G	F	J
R	I	D	I	E	Y	T	A	W	F	T	E	M
A	I	B	A	A	G	E	G	J	N	H	F	F
T	I	C	R	O	O	R	G	A	N	I	S	M
I	C	O	M	M	U	N	I	C	A	B	L	E
O	H	R	B	W	B	Y	M	S	S	F	F	D
N	E	F	F	D	V	D	C	G	G	R	E	E

4. Write 3 points on how you will keep your environment clean for prevention of diseases.

1. _____

2. _____

3. _____

ART INTEGRATED PROJECT WORK ON ANDAMAN AND NICOBAR ISLANDS

Make a common project file of Art Integration of all the subjects according to the instructions given below:

1. The project report should be handwritten.
2. The project report will be presented in a neatly bound file/ spiral file.
3. The project report should be framed in the following order:
 - i. Cover page showing: School Name, Name of Student, Class & Section, Session.
 - ii. Topic
 - iii. Index- s.no, subject, topic, page no,
 - iv. All the photographs and sketches should be labelled.
 - v. All the written work should be on right side of the page and pictures, diagrams etc on left side.

ENGLISH

Write a paragraph – (in 50 words on A/4 sized sheet) on the beauty of sunrise and sunset in Andaman and Nicobar Islands (paste or draw pictures also.)

HINDI

अंडमान और निकोबार द्वीप समूह के वनस्पति जगत (पेड़-पौधों) तथा प्राणी जगत (जीव-जंतुओं) के बारे में बताते हुए एक अनुच्छेद (लगभग 50 शब्द) लिखिए तथा चित्र भी चिपकाइए।

MATHEMATICS

Find out the population of **Andaman and Nicobar Islands** for last 5 years. Write it in tabular form. Represent it on a bar graph.

EVS

Create an attractive collage on topic -**Culture of Andaman and Nicobar Islands** using pictures of dresses ,dances and food of people living in Andaman and Nicobar island groups. Write a few lines related.

GK

Name the currency, languages used in different islands of **Andaman and Nicobar Islands**.

COMPUTER

Make power point presentation on various islands of **Andaman and Nicobar Islands**.