

LT. COL. MEHAR LITTLE ANGLES SR. SEC. SCHOOL

SUMMER HOLIDAY HOMEWORK (2024-25)

CLASS-III



MUST DO

- Eat healthy food and drink lots of water and juices.
- Read everyday. Watch less of T.V.
- Revise the concepts taught.

GENERAL INSTRUCTIONS

- 1) Do your homework in neat handwriting.
- 2) Use creative ideas to complete your homework yourself.
- 3) Submit your homework when the school reopens.
- 4) Don't forget to write your name, class & section and roll no. on each and every sheet of your work.
- 5) Take the printouts of the given worksheets and do them.

ENGLISH

- **Gulmohar Reader**- Learn all the Word-Meanings, Make-Sentences, Question-Answers and Reference to Context of Lesson 1 and 2.
- **The Grammar Connect**- Practice all the exercises of grammar lessons done till now.
- **Cursive Writing**- Do page no. 5 to 30 of your English Cursive writing book in neat handwriting.
- **Stick Puppet**- Read moral based stories and make a **STICK PUPPET** of any one favourite character of your choice.
- Collect the pictures of PROPER NOUNS and COMMON NOUNS. Divide the A-3 size sheet into two parts. On one part make a collage of Proper Nouns and on the other part make a collage of COMMON NOUN. (You can divide your sheet vertically or horizontally as per your choice)
- Read the given stories and write all the new words you come across while reading on a **WORD TREE**. (Hint- Make a beautiful tree on A-3 size sheet and write the new words on its leaves and decorate your WORD TREE.)

SUGGESTIVE READING -

- (i)The Frog Prince (ii)Little Red Riding Hood (iii)Sleeping Beauty
(iv)The Pied Piper of Hamelin (v)The Kite that Went to the Moon

हिंदी

- सुलेख अभ्यास - पृष्ठ 13 से 27 तक अपनी 'निर्झर मोती' सुलेख पुस्तक में लिखिए।
- 'हमारा देश' या 'प्यारी माँ' से संबंधित कविताएँ पढ़िए तथा अपनी मनपसंद कविता ए-3 शीट पर चित्र सहित लिखिए।
- 'पंचतंत्र' की कहानियाँ पढ़िए तथा कोई एक कहानी हाव-भाव सहित अपने मित्र या भाई-बहन को अवश्य सुनाइए।
- अपने माता-पिता के साथ दिल्ली के किसी एक दर्शनीय स्थल की सैर कीजिए तथा उसके बारे में ए-3 शीट पर चित्र सहित लिखिए।
- परियोजना कार्य - 'मदद सदैव करें हमारी, हमारे सहायक कहलाते हैं,
इनकी सहायता पाते ही, काम फटाफट हो जाते हैं।'
हमारी सहायता करने वाले किन्हीं पाँच सहायकों के बारे में जानकारी एकत्रित कीजिए और चित्र सहित ए-4 शीट्स पर लिखिए।
- 'सोन चिरैया' हिंदी पाठमाला तथा 'व्याकरण पुष्प' पुस्तक के कक्षा में अब तक कराए गए पाठ अभ्यास सहित दोहराइए।

MATHEMATICS

- Learn tables 2 to 10.
- Practice the work done so far in the class in separate notebook.
- Do 5 sums of each addition and subtraction in a separate notebook.
- Complete pages 4 to 40 in mathematics book.
- **PROJECT:**

Topic: My City

Explore the pin code of 4 major areas of your city. Fill the data in the table.

MY CITY		
S. NO.	AREA NAME	PIN CODE
1.	PASCHIM VIHAR	110063

1. Arrange the pin code in ascending order.
2. Write the place value of all the digits of the smallest pin code number.
3. Write the greatest pin code in expanded form.
4. Find the sum of all the pin codes.

ENVIRONMENTAL STUDIES

- Read Lessons -1 to 3. Revise book exercises and copy work related to these lessons.
- Do the worksheets given at the end .Take its print out and write answers in it.

Creative Work

- Create a neat and colourful poster on the given topics using a A-3 sized coloured sheet according to your Roll number-
 - a) Roll number 1 to 15 Good Eating habits
 - b) Roll number 16 to 30 Road Safety Rules
 - c) Roll number 31 onwards Say no to Junk Food

GENERAL KNOWLEDGE

- Revise all pages done. Read other G.K. Books, current affairs, newspaper.
- Prepare for G.K. Quiz in July.
- Activity :- Paste or Draw five pictures of the things that helps in maintaining hygiene
- Paste and draw the pictures of following leaves and write their uses
 - Coriander
 - Neem
 - Mint
 - Tulsi

COMPUTER

- Do the given worksheet.

ART & CRAFT

- Draw a landscape with water colours on A-3 or A-2 size sheets.
- Make a planter from waste material.

ART INTEGRATED PROJECT WORK ON ANDAMAN & NICOBAR ISLAND.

GENERAL INSTRUCTIONS:

1. An integrated project report to be made for all the subjects.
2. All the work should be handwritten and marks will be awarded for the same.
3. Use colourful A-4 size sheets to present your project report and get it spiral bound after completing the work of all the subjects.
4. Make a cover page of your project file showing your name, class and section and session.
5. Make an index of your project report showing the topic and page numbers.
6. The written work should be on right hand side and drawing or pasting work should be done on left hand side.
7. Written work should be done on colourful ruled sheets and drawing or pasting work should be on plain colourful sheets.
8. The work of different subjects should be properly separated by mentioning the name of the subject on a separate sheet.

ENGLISH

- Paste ten pictures showing the beauty of Andaman & Nicobar Islands. Write a paragraph in about 50 words describing what attracts you most about this place.

हिंदी

- अंडमान और निकोबार द्वीप समूह के लोगों की वेशभूषा के बारे में बताते हुए एक अनुच्छेद लिखिए तथा चित्र चिपकाइए। (लगभग 50 शब्द)

ENVIRONMENTAL STUDIES

- Collect the pictures of popular food items eaten by people living in Andaman & Nicobar Islands. Create an attractive collage and write few lines related / about them.

MATHEMATICS

- Write the detail of population of Andaman & Nicobar Island. Segregate the male adult, female adult, children, above age of 60 (male & female).

GENERAL KNOWLEDGE

- Paste pictures of any 6 islands of Andaman & Nicobar Islands and write their names .

COMPUTER

- Make a Power Point Presentation of 5 slides on Andaman & Nicobar Islands.

LT. COL. MEHAR LITTLE ANGELS SR. SEC. SCHOOL

EVS WORKSHEET

NAME: _____ ROLL NO. _____ CLASS III - _____

Q1. Unjumble the words to make names of organs in our body:

- | | | |
|-------------|------------------|-------|
| (a) RTAEH | Pumps blood | _____ |
| (b) BANRI | Command centre | _____ |
| (c) KNIEDY | Filters blood | _____ |
| (d) LNUSG | Helps to breathe | _____ |
| (e) BNOSE | Forms framework | _____ |
| (f) SHCTMOA | Digests food | _____ |

Q2. Write the number of these organs present in our body:

- | | |
|---------------------|--------------------|
| (a) Bones : _____ | (f) Eyes : _____ |
| (b) Heart: _____ | (g) Stomach: _____ |
| (c) Lungs : _____ | (h) Nose: _____ |
| (d) Muscles: _____ | (i) Ears : _____ |
| (e) Kidneys : _____ | |

Q3. Put these body parts in the correct column:

Heart	Eyes	Stomach	Nose	Tongue	Ears
Lungs	Kidney	Lips	Legs	Brain	Teeth


Internal Body Parts

External Body Parts


_____	_____	_____	_____
_____	_____	_____	_____
_____	_____	_____	_____
_____	_____	_____	_____

Q4. Which sense organ will you use to do the following activities? Also draw the sense organ:


Help us to see - _____




Help us to hear- _____



Help us to taste- _____



Help us to smell- _____



Q5. Unscramble the letters to make “BODY WORDS”

- (a) SBILM (Arms and legs) _____
- (b) EBNOS (Hard substance inside our body) _____
- (c) EONS (Helps us to breathe) _____
- (d) DEAH (Contains our brain) _____
- (e) OSRTO (Central part of our body) _____

Q6. Encircle the correct option:



- (a) Keep your nails (short / long).
- (b) We should always use a (good / old) toothbrush.
- (c) Drink at least (eight/ two) glasses of water every day.
- (d) We (must / must not) exercise daily.
- (e) We should always keep the drinking water (covered/ uncovered).

- (a) We should wear (dirty/ clean) clothes.
- (b) We should not touch electric appliances with (dry/ wet) hands.
- (c) Children should not play with (toys/ scissors).

Q7. Write any 5 healthy eating habits.

- a) _____
- b) _____
- c) _____
- d) _____
- e) _____

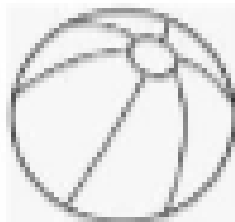

Q8. Draw and colour any 2 Healthy and any 2 Junk Food in the space below-



Q9. Cross out the unsafe actions given in the pictures:




Q10. Write YES for the things we can touch:



**LT. COL. MEHAR LITTLE ANGELS SENIOR SECONDARY SCHOOL
CLASS III
COMPUTER WORKSHEET**

1. Complete the puzzle board using the given clue box.



CLUE BOX

CPU	Keyboard	Monitor	Printer
Joystick	Webcam	Speaker	Mouse

2. Label the Diagram in the given space.



3. Write 5 lines on My School in MS Word.

- a. Align the title “MY SCOOL” in center.
- b. Highlight the School Name with any color.
- c. Apply different text color, font style and font size on each line.

(Take out the coloured print out)

4. Learn and revise chapter-1-More About Computer.