

LT. COL. MEHAR LITTLE ANGELS SR. SEC. SCHOOL
HOLIDAY HOME WORK
CLASS –II (2024-2025)

Note: 1. Do the written work on A-4 sheets.

2. Keep all the A-4 Sheets (English, Hindi, Maths, E.V.S) in one folder

3. Decorate the folder.

ENGLISH

Gul Mohar -2

1. Read Lesson – 3 “The Lost Laugh” thoroughly. Write any 15 difficult words of the lesson and make their sentences.
2. Learn poem “If I Could Be Fairy Now”.
3. Learn any one moral based story.
4. Creative Activity:- Draw or paste bold and colourful pictures on A3 sheets.
(Ten each)
(a) Gender (b) Singular / Plural (c) Opposites
5. Cursive Writing Book
Do pages- 8 to 15 in the English cursive writing book.

MATHEMATICS

Note: Do the written work on A-4 sheets.

1. Learn and write tables of 2 to 10 .
2. Do 20 sums of Addition and 20 sums of Subtraction.
3. Do pages 35 to 57 in the book. (Empower Mathematics-2)
4. Download the worksheets and solve them.

ENVIRONMENTAL STUDIES

MY GREEN WORLD -2

1. Read Lessons 4 to 6 and complete the exercises given at the end of the lesson.(in the book)

2. Make a collage on Healthy food Vs Junk food on A-3 sheet.
3. Make an attractive 3d model of any one of the houses (Igloo, Houseboat, Pucca house, Kutcha house ,Stilt house) by reusing and recycling material like newspaper , old cardboard sheets and colours etc, with the help of your parents.

Thinking skill

1. Care for your surrounding - Save the Environment.
Plant a tree using the seed available in your house (Pulses, seeds of any fruits) water it daily, put manure and take the help of family members to take care of it.
2. Help your parents in doing day to day work.

ART AND CRAFT

BEST OUT OF WASTE

1. Make any one object using anything of your choice- like bottle, clay, ice-cream sticks, wool, CD, paper plate, shoe box, shuttle cock etc.

2. *Let's take the time
to say "Thanks,DAD.
I'm glad you're mine."*

LEARNING OUTCOME: To enhance creativity and to express love for our parents.

1. Gift a special card to your Father with the help of elders in the family.
2. ABCD (ANY BODY CAN DRAW) :- Complete pages- 10 to 20 in the art book.

ORGANIZED SPORTS

“All work and no play makes Jack a dull boy”

We want our children to learn to be responsible, empathetic, competitive and strong.

Get your child to be a part of a sport or other physically engaging co-curricular activities. Also try out some time for your child to.....











1. Play Games – Playing different games, indoor, of your child’s choice.
2. Yoga at home – Practice yoga and breathing techniques as a family.

हिन्दी **सोन चिरैया -2**

1. पाठ 4 से 6 पढ़ें और पाठ के अंत में अभ्यास कार्य पुस्तक में पूरा करें ।
2. कविता “स्वच्छ भारत” याद करें।
3. मात्राएँ - सभी मात्राओं के दो - दो शब्द लिखें और उनके चित्र चिपकाएँ ।
4. पृष्ठ 10 से 20 सुलेख पुस्तिका में सुंदर अक्षरों में लिखें ।
5. एक शिक्षाप्रद कहानी याद करें ।

COMPUTER WORKSHEET - 1

➤ Identify the following pictures and write down their name in the blanks:

		<hr data-bbox="1070 613 1398 622"/>
		<hr data-bbox="1059 920 1386 929"/>
		<hr data-bbox="1059 1229 1386 1238"/>
		<hr data-bbox="1059 1554 1386 1563"/>
		<hr data-bbox="1059 1868 1386 1877"/>

WORKSHEET – 2

1. COMPUTER TERMS WORD SEARCH

M	I	C	R	O	P	H	O	N	E
J	S	O	F	T	W	A	R	E	V
R	P	P	R	I	N	T	E	R	S
C	E	C	O	M	P	U	T	E	R
D	A	N	C	K	H	F	L	M	Y
S	K	C	M	O	N	I	T	O	R
U	E	M	O	U	S	E	C	X	B
Q	R	T	S	W	A	O	D	F	J
K	S	M	O	U	S	E	P	A	D
E	S	K	E	Y	B	O	A	R	D

Find the following WORDS -

- ✓ *Computer*
- ✓ *Mouse*
- ✓ *Speakers*
- ✓ *Software*
- ✓ *Mouse Pad*
- ✓ *Printer*
- ✓ *Microphone*
- ✓ *CD*
- ✓ *Monitor*
- ✓ *Keyboard*

2. Make a poster on Parts of Computer.

LT. COL. MEHAR LITTLE ANGELS SR. SEC. SCHOOL
MATHS WORKSHEET
CLASS-II

Q.1 Write the number names of the following numbers.

(a) 275 = _____

(b) 364 = _____

(c) 419 = _____

(d) 528 = _____

(e) 861 = _____

(f) 107 = _____

(g) 630 = _____

(h) 89 = _____

(i) 742 = _____

(j) 112 = _____



Q.2 Write ones, tens and hundreds digit in the following numbers.

Numbers	Hundreds	Tens	Ones
(a) 592	_____	_____	_____
(b) 674	_____	_____	_____
(c) 183	_____	_____	_____
(d) 897	_____	_____	_____

- (e) 426 _____ _____ _____
- (f) 759 _____ _____ _____
- (g) 409 _____ _____ _____
- (h) 318 _____ _____ _____
- (i) 588 _____ _____ _____
- (j) 690 _____ _____ _____

Q.3 Write the missing numbers.

- (a) 696, _____, _____, 699, _____, _____, 702.
- (b) 920, _____, _____, 923, _____, _____, 926.
- (c) 332, _____, _____, 335, _____, _____, 338.
- (d) 854, _____, _____, 857, _____, 859, _____.
- (e) 228, _____, 230, _____, _____, _____, 234.
- (f) _____, _____, 119, _____, _____, _____, 123.
- (g) _____, _____, 424, _____, _____, 427, _____.
- (h) 778, _____, _____, 781, _____, _____, 784.
- (i) 552, _____, _____, 555, _____, _____, 558.
- (j) 129, _____, _____, 132, _____, _____, 135.

Q.4 Write the following numbers in ascending order.

(a) 254, 560, 159, 195

(b) 690, 472, 318, 281

(c) 544, 142, 685, 372

(d) 105, 501, 510, 520

(e) 286, 421, 536, 136

(f) 386, 241, 621, 422



Q.5 Write the following numbers in descending order.

(a) 167, 401, 236, 721

(b) 448, 758, 928, 608

(c) 426, 524, 449, 637

(d) 799, 889, 909, 989

(e) 255, 951, 135, 715

(f) 646, 726, 986, 266

