

**LT. COL. MEHAR LITTLE ANGELS SR. SEC. SCHOOL
HOLIDAY HOMEWORK
CLASS-I (2024-2025)**



Note:

Do all the written work in a separate three - in - one notebook.
(English, Hindi, Maths)

English

Gul Mohar-1

1. Read Lesson - 1 Our Favourite Place
Lesson - 2 Grandma's Vegetable Garden
Write 10 difficult words of each lesson and make sentences.
2. Write the opposites of the following words.
Big, Tall, Hot, In, Up, Black, Happy, Day, Near, Good.
3. Write the plural of the following words.
Book, Fan, Car, Pencil, Bag, Chair, Bird, Egg, Duck, Cat
4. Cursive writing - Amazing Cursive Writing Book-1
Complete pages 15 to 25 in the English Cursive Writing Book.
5. Creative Activity- Make flash cards (using pictures) of Opposites and Singular- Plural (5 each)
6. Write words with the following sound blend (10 each).
sh, ch, wh

7. Write the days of the week.
8. Write names of Colours, Fruits and Vegetables (5 each).
9. Story Telling Competition
Learn any one moral based story for narration in the class using props like face masks and hand puppet.

हिन्दी

1. आ, इ तथा ई की मात्राओं के 10-10 शब्द लिखें तथा उनके वाक्य बनाओ ।
2. स्वर तथा व्यंजन के 5-5 पृष्ठ लिखें ।
3. अपनी पसंद के दस फलों तथा सब्जियों के नाम लिखें ।
4. निर्झर मोती सुलेख पुस्तिका-1 पृष्ठ-11 से 20 सुंदर अक्षरों में लिखें

Mathematics

1. Write numerals 201 to 500
2. Learn and write number names 1 - 50.
3. Using four basic shapes square, triangle, rectangle and circle make a scenery on a A-4 sheet.
4. Download the given worksheets and complete them neatly.


Environmental Studies

My Green World Book - 1

Note: Do all the work on A-4 size sheets.

1. Read Chapter 2 and 3.
2. Paste / Draw Pictures of sense organs on a coloured A-4 Sheet.

3. Paste pictures of 'Our Helpers' and their tools. (Any five)



4. Make a collage of Healthy Food Vs Junk Food.
5. Draw a tree and paste 10 things we get from the plants.
6. World Environment Day 5th June.
Plant a tree using the seeds available in your house (pulses, seeds of any fruit) Water it daily and take care of it.

Art And Craft

1. Make a pencil stand using ice-cream sticks.
2. Make a Aquarium using shoe box and clay.

Computer

1. Read Chapter -1 The World of Machines & complete the given worksheets.

CLASS-I (2024-25)
COMPUTER
WORKSHEET-1

Name _____

Date _____

1. Write 'E' if the machine works on electricity and 'F' if the machine works on fuel.


		
		
		

WORKSHEET-2

Name _____

Date _____

2. Fill the picture with colours of your choice using crayons.



LT. COL. MEHAR LITTLE ANGELS SR. SEC. SCHOOL
MATHS WORKSHEET-1

Name _____

Date _____

Comparing Numbers up to 20

Name: _____ Score: _____

Circle the bigger numbers

- a) 19 18 b) 14 17 c) 19 0
d) 7 11 e) 11 19 f) 12 10
g) 13 12 h) 3 1 i) 19 20

Circle the smaller numbers

- j) 19 11 k) 12 16 l) 14 13
m) 17 18 n) 10 9 o) 15 10
p) 3 8 q) 19 20 r) 5 15

Write the following numbers in the circles, from the greatest to the smallest.

Greatest 12 5 18 20 Smallest

20 17 11 16

○ ○ ○ ○ ○

LT. COL. MEHAR LITTLE ANGELS SR. SEC. SCHOOL

MATHS WORKSHEET-2

Name_____

Date_____

FILL IN THE NUMBERS:



1	2	3		5	6	7	8		10
11		13	14	15	16	17		19	20
21	22	23		25		27	28	29	
31		33	34	35	36	37		39	40
41	42	43	44			47		49	50
51	52		54	55	56	57	58		60
61	62	63	64		66	67	68	69	70
71		73	74	75		77		79	
81	82	83	84	85	86	87	88	89	90
	92		94	95		97	98		100

LT. COL. MEHAR LITTLE ANGELS SR. SEC. SCHOOL
MATHS WORKSHEET-3

Name _____

Date _____

i Write the Numbers that comes just after

42 43 , 36 , 22 , 82

69 , 45 , 20 , 59

93 , 74 , 53 , 3

ii Write the Numbers that comes just before

..... 82 , 98 , 100 , 1

..... 16 , 29 , 75 , 50

..... 41 , 66 , 59 , 49

iii Write the Numbers that comes between the given numbers

41 43 , 79 81 , 98 100 , 89 91

38 40 , 65 67 , 33 35 , 10 12

22 24 , 56 58 , 8 10 , 0 2















Name _____

Date _____

Number Names and Numerals

Count each object in the picture and write its numeral and number name. Colour the picture.



	4	Four		<input type="text"/>	
	<input type="text"/>			<input type="text"/>	
	<input type="text"/>			<input type="text"/>	
	<input type="text"/>			<input type="text"/>	
	<input type="text"/>			<input type="text"/>	
	<input type="text"/>			<input type="text"/>	
	<input type="text"/>			<input type="text"/>	

LT. COL. MEHAR LITTLE ANGELS SR. SEC. SCHOOL
MATHS WORKSHEET-5

Name _____

Date _____

More and Less

Write **M** for more and **L** for less.

